


MS Splendid



Amenities

Constructed from steel in combination with mahogany and iroko wood the M/S Splendid has the length of 38,50 meters and the width of 8 meters, powered by two engines for the cruising speed of 9,50 knots. There are two generators for air-conditioning and 220 Volts electrical power supply.

The ship has 19 spacious outside passengers` cabins with private facilities and air-conditioning providing accommodation for up to maximum 38+3 passengers. Passengers` cabins are situated on three decks, namely lower, main and upper deck. Crew members are accommodated in separate quarters.

Very special attention has been paid to cabin configuration on the M/S Splendid where unlike on other similar ships all cabin beds may be converted either into TWINS or KING SIZE double beds.



PUBLIC SPACE

Spacious and fully air-conditioned dining area includes a 72 sq. meter restaurant with a lounge conveniently located on the main deck. The restaurant is equipped with an adjacent bar, LCD TV, easy-access chairs at each table, buffet breakfast corner, bar furniture, wireless internet, loud-speakers, audio-system and panoramic windows.

Kitchen (galley) is made in accordance with the newest HACCP (Hazard Analysis and Critical Control Points) standards.



The main deck is extended to an outside 38 sq. meter, fully covered sitting area equipped with tables and deck chairs as well as removable partitions with windows in case of unfavorable weather.



On the upper deck there is another 60 sq. meter fully covered terrace large enough to accommodate all the passengers.

On the highest ship`s deck there is a partly shaded, fenced and spacious sun deck with sun loungers at disposal covering an area of 180 sq. meters.

An X factor is the swimming platform with 2 ladders and handrails for an easy access to the seawater plus two outdoor showers and public toilettes.



Splendid cabin info

Lower Deck

8 cabins convertible into King size double or twin beds, size 14-15 m sq. meters

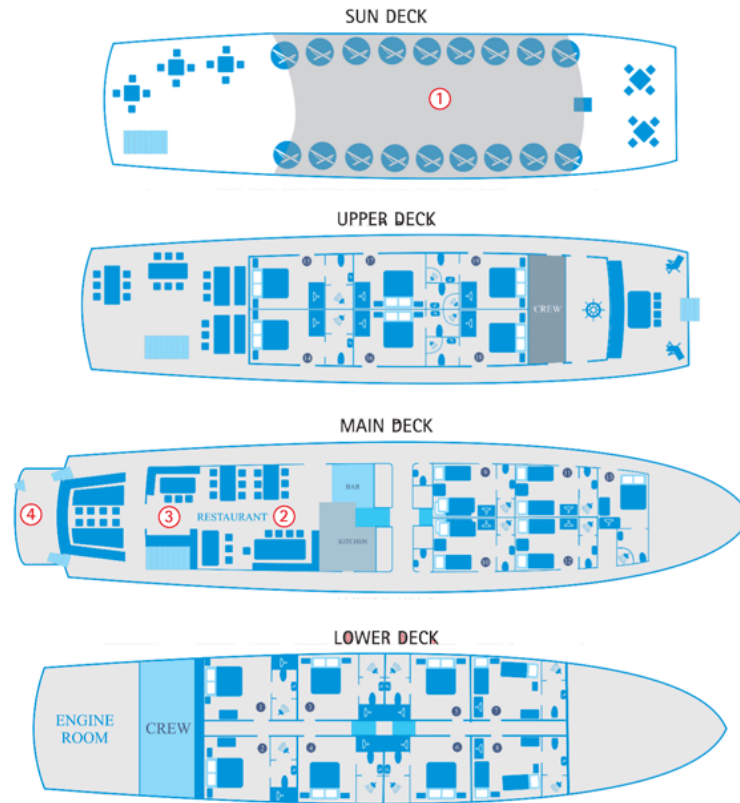
Main Deck

5 cabins convertible into King size double or twin beds, size 13-14 sq. meters of which 4 cabins have an additional extra bunk bed

Upper Deck

6 cabins convertible into King size double or twin beds, size 13-14 m" meters

Cabins on the lower deck have portholes and dual ventilation system (one in bathroom and one in cabin) while main and upper deck cabins have two windows, smaller in bathrooms and larger cabin windows. All the cabins are sound-proof and have a fire-proof door.

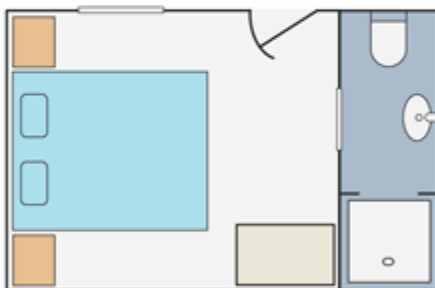


DECK PLAN: 1 Sun deck with deck-chairs • 2 Restaurant • 3 Bar • 4 Swimming Platform

CHOOSE YOUR CABIN				
Deck	Cabin	Size	Window	To open
Upper Deck	Cat A	13-14sqm	Window	Yes
Main Deck	Cat B	13-14sqm	Window	Yes
Lower Deck	Cat C	14-15sqm	Porthole	No

TECHNICAL DATA

Built:	2014
Length:	38m
Breadth:	8m
Speed:	16km/hr
Crew:	6
Passengers:	38
Cabins:	19
Voltage:	220v



CATEGORY B (13-14sqm): Window • Double/Twin beds
 En-suite with shower • Wardrobe • Table • Chair • Radio • Safe
 Luggage compartment • Air Conditioning • Hairdryer